

# Davis Select U.S. Equity ETF

Selective. Attractive Growth. Undervalued.



What gives us confidence that Davis Select U.S. Equity ETF will build wealth for our shareholders in the years and decades to come? The compelling attributes of our businesses.

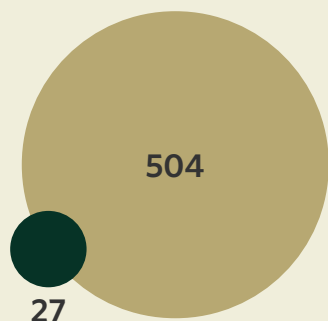
By being highly selective and rejecting the vast majority of companies in the index, the companies of Davis Select U.S. Equity ETF have grown more than the companies in the index, yet are 43% less expensive. In fact, this gap between price and value is among the widest we have ever seen. We believe this sets the stage for attractive returns in the years ahead.

Chris Davis, Portfolio Manager

## Selective

DUSA invests in only a select group of well-researched companies

Holdings

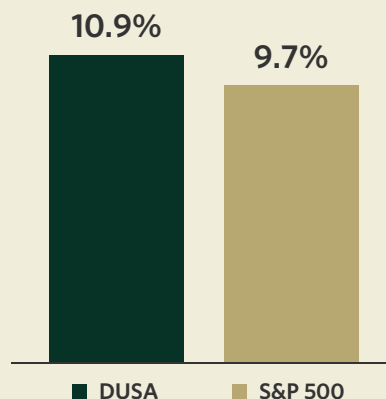


■ DUSA ■ S&P 500

## Attractive Growth

DUSA portfolio companies have offered attractive growth

EPS Growth (5 Year)<sup>1</sup>

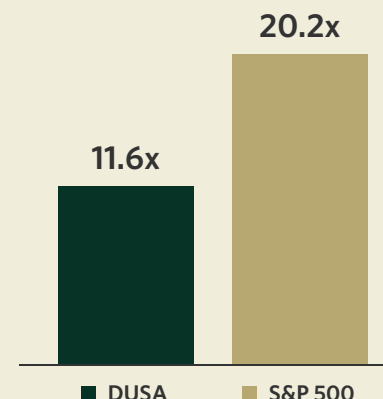


■ DUSA ■ S&P 500

## Undervalued

DUSA portfolio companies are 43% less expensive than the index

P/E (Forward)<sup>2</sup>



■ DUSA ■ S&P 500

As of 6/30/23. The Attractive Growth and Undervalued reference in this piece relates to underlying characteristics of the portfolio holdings. There is no guarantee that the Fund performance will be positive as equity markets are volatile and an investor may lose money. Past performance is not a guarantee of future returns. Performance may vary. The inception date for Davis Select U.S. Equity ETF is 1/11/17.

# Davis Select U.S. Equity ETF

Selective. Attractive Growth. Undervalued.



1. Five-year EPS Growth Rate (5-year EPS) is the average annualized earnings per share growth for a company over the past 5 years. The values shown are the weighted average of the 5-year EPS of the stocks in the Fund or Index. Approximately 0.60% of the assets of the Fund are not accounted for in the calculation of 5-year EPS as relevant information on certain companies is not available to the Fund's data provider. 2. Forward Price/Earnings (Forward P/E) Ratio is a stock's current price divided by the company's forecasted earnings for the following 12 months. The values for the portfolio and index are the weighted average of the P/E ratios of the stocks in the portfolio or index.

*This report is authorized for use by existing shareholders. A current Davis Select U.S. Equity ETF prospectus must accompany or precede this material if it is distributed to prospective shareholders. You should carefully consider the Fund's investment objective, risks, fees, and expenses before investing. Read the prospectus carefully before you invest or send money.*

Shares of DUSA are bought and sold at market price (not NAV) and are not individually redeemed from the ETF. There can be no guarantee that an active trading market for ETF shares will develop or be maintained, or that their listing will continue or remain unchanged. Buying or selling ETF shares on an exchange may require the payment of brokerage commissions and frequent trading may incur brokerage costs that detract significantly from investment returns.

**Objective and Risks.** Davis Select U.S. Equity ETF's investment objective is long-term capital growth and capital preservation. There can be no assurance that the Fund will achieve its objective. The Fund invests primarily in equity securities issued by large companies with market capitalizations of at least \$10 billion. Some important risks of an investment in the Fund are: **stock market risk**; **common stock risk**; **market trading risk**: includes the possibility of an inactive market for Fund shares, losses from trading in secondary markets, periods of high volatility, and disruptions in the creation/

redemption process. **ONE OR MORE OF THESE FACTORS, AMONG OTHERS, COULD LEAD TO THE FUND'S SHARES TRADING AT A PREMIUM OR DISCOUNT TO NAV**; **exchange-traded fund risk**: the Fund is subject to the risks of owning the underlying securities as well as the risks of owning an exchange-traded fund generally; **focused portfolio risk**: investing in a limited number of companies causes changes in the value of a single security to have a more significant effect on the value of the Fund's total portfolio; **financial services risk**; **foreign country risk**; **headline risk**; **large-capitalization companies risk**; **manager risk**; **authorized participant concentration risk**: to the extent that Authorized Participants exit the business or are unable or unwilling to proceed with creation and/or redemption orders with respect to the Fund and no other Authorized Participant is able to step forward to create or redeem Creation Units, Fund shares may trade at a discount to NAV and could face delisting; **cybersecurity risk**: a cybersecurity breach may disrupt the business operations of the Fund or its service providers; **depository receipts risk**:

depository receipts involve higher expenses and may trade at a discount (or premium) to the underlying security; **fees and expenses risk**; **foreign currency risk**; and **mid- and small-capitalization companies risk**. See the prospectus for a complete description of the principal risks.

We gather our index data from a combination of reputable sources, including, but not limited to, Lipper, Wilshire, and index websites.

The S&P 500 Index is an unmanaged index of 500 selected common stocks, most of which are listed on the New York Stock Exchange. The index is adjusted for dividends, weighted towards stocks with large market capitalizations and represents approximately two-thirds of the total market value of all domestic common stocks. Investments cannot be made directly in an index.



**Portfolio Manager  
VIDEO**

Foreside Fund Services, LLC  
3 Canal Plaza, Suite 100, Portland, Maine 04101  
800-279-0279, [davisetfs.com](http://davisetfs.com)  
Item #6347 6/23